



HOME PAGE
TAKE ME BACK TO THE CHERRY
HOMEPAGE

ABOUT CHERRY
FIND OUT MORE ABOUT OUR
COMPANY

OUR PRODUCTS
VIEW OUR FULL RANGE OF
SENSORS, SWITCHES &
CONTROLS

LATEST NEWS
GET ALL THE LATEST NEWS,
VIEWS & INSIGHTS

CONTACT CHERRY
FIND YOUR LOCAL SOURCE
FOR CHERRY PRODUCTS

[Home](#) > Energy Harvesting Evaluation Kit

ENERGY HARVESTING EVALUATION KIT



[click images to enlarge](#)

Description

Part Number AFIK-5002.
Provides a functional demonstration of the technology and ability to test behaviour.
Allows the user to measure signal strength and range.
Offers the chance to test potential applications / connect to a test system.
The transmitting power values shown in the RadioMonitor software are just approximate values.

Kit Contents

- 1 Energy Harvesting Generator
- 1 Wireless Snap Switch
- 1 Wireless Rocker Switch
- 1 Receiver
- 1 USB Cable
- 1 Antenna bushing
- 1 Short Receiver Manual

ENERGY HARVESTING

ENERGY HARVESTING TECHNOLOGY

[TECHNOLOGY OVERVIEW](#)

[PATENTS](#)

ENERGY HARVESTING PRODUCT RANGE

[FULL PRODUCT RANGE](#)

[GENERATOR](#)

[ROCKER SWITCH](#)

[SNAP SWITCH](#)

[KNX-COMPATIBLE SWITCH](#)

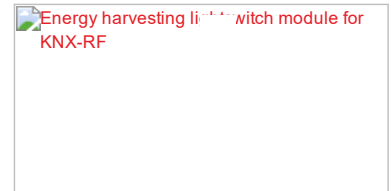
[RECEIVER](#)

ENERGY HARVESTING APPLICATIONS

[ENERGY HARVESTING EVALUATION KIT](#)

[REGISTER YOUR EVALUATION KIT](#)

VIDEOS



RELATED NEWS



CHERRY'S ENERGY HARVESTING EVALUATION KIT 2.0 NAMED ONE OF THE 2015 HOT 100 PRODUCTS BY

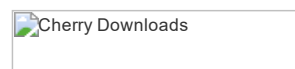
EDN



WIRELESS KNX-READY ENERGY HARVESTING SWITCH

CHERRY DOWNLOADS

Use our comprehensive download area to access interactive catalogues, view detailed technical specifications, and other useful material. Click on the button below to register for access our download area.



COMPUTER INPUT DEVICES

CHERRY has been developing and producing keyboards since 1967, which makes it the world's oldest keyboard manufacturer. To find out more and to view the full range of business, industrial & consumer products, visit our dedicated website:



SOCIAL MEDIA

For additional news, information and updates regarding CHERRY, events and our products, follow our various social media outlets. Here are some useful links to additional CHERRY multimedia resources.

This website uses cookies to improve your experience. We'll assume you're ok with this, but you can opt-out if you wish.

[Accept](#)

[Read More](#)

Evaluation Kit Engineer 2.0



Manual

Wireless snap switch


Wireless rocker switch

Volume model generator

Receiver

USB-Cable

Antenna bushing



Please read the enclosed manual carefully before using this product

First steps / Getting started

- Commission the wireless switch, as described in the manual.
- Register your evaluation kit at www.cherryswitches.com/energy-harvesting.
- Download the Evaluation Kit 2.0 files from there onto your computer.
- Install the driver.
- Follow the instructions in the installation wizard.
- Connect the receiver to the computer using the USB cable provided.
- A virtual COM port is created in the system.
- Start the radio monitor software („Cherry_EHS-RF_Software/RadioMonitor.exe“). If start fails, install in addition FrameworkdotNet4.0 (or later version).
- Select the installed COM port.
- Actuate the commissioned wireless switch. The NEXT button is activated.
- Click NEXT and actuate the wireless switch again, the main window is displayed.

Your Energy Harvesting Kit Registration Number is:

Kp815vS265

Register your evaluation kit by visiting:

www.cherryswitches.com/energyharvesting to receive access to supporting data, literature and future software updates.

